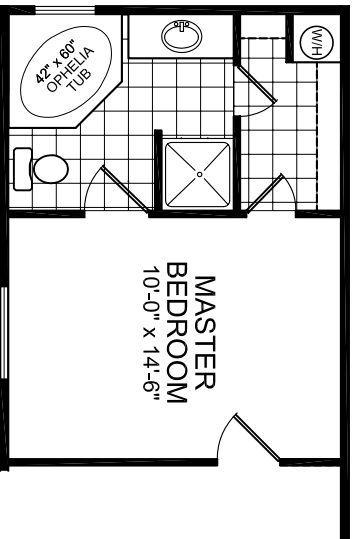


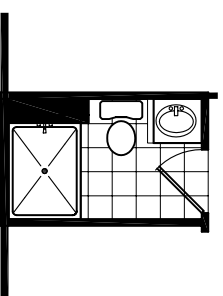
OPT MSTR BATH



MODEL 21-300

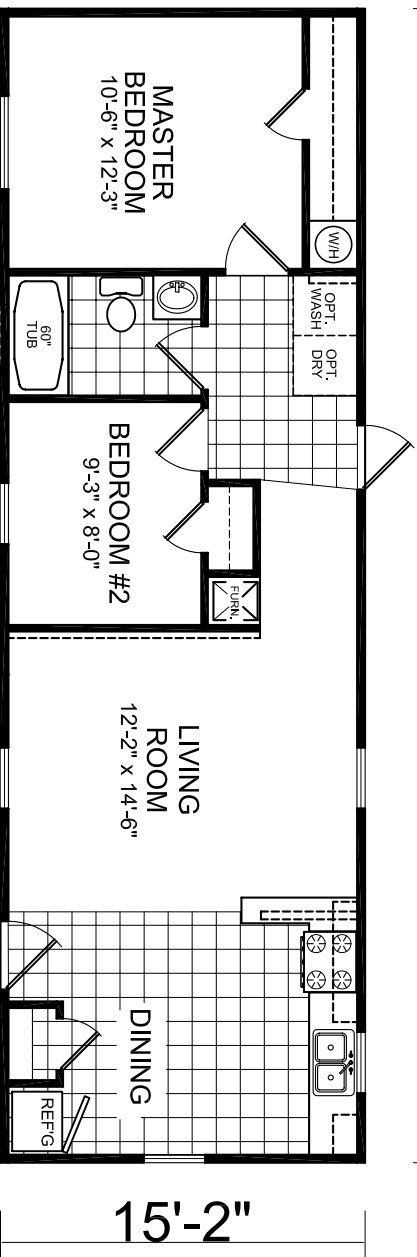
NOMINAL SIZE 16' X 60' W/ OPT PORCH  
 NOMINAL SIZE 16' X 52'  
 ACTUAL SIZE 15'2" X 48'0"  
 TOTAL AREA = 729 SQ FT  
 NOMINAL SIZE 16' X 60' W/ OPT MSTR BATH  
 ACTUAL SIZE 15'2" X 56'0" W/ OPT MSTR BATH  
 TOTAL AREA = 850 SQ FT W/ OPT MSTR BATH

OPT 48" SHWR BATH




48'

OPT 8' PORCH



15'-2"



**Champion**  
 HOMES OF TENNESSEE

560 ATLANTIC AVE. HENRY, TN 38231

DAPIA SEAL
------------

MODIFICATIONS	ISSUE DATE 3-3-06

MODEL: 21-300
TITLE: LITERATURE PLAN
DRAWN BY: STAFF
SCALE: 1/8" = 1'-0"
DATE: 01-01-02

SHEET: L-101
--------------

PROPRIETARY AND CONFIDENTIAL  
 THESE DRAWINGS AND SPECIFICATIONS ARE ORIGINAL  
 PROPRIETARY AND CONFIDENTIAL MATERIALS OF CHAMPION.  
 COPYRIGHT © 1976-2004 BY CHAMPION